



## DATA SHEET

PX292

PX292-L0

DMX/4-20mA Interface

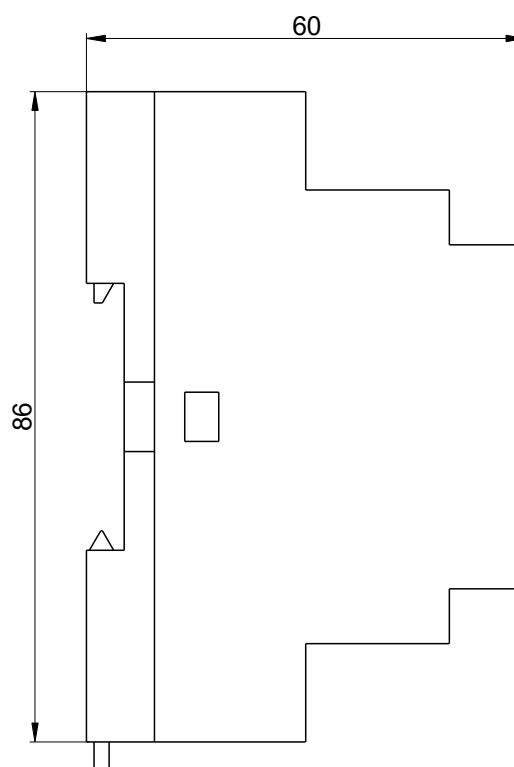
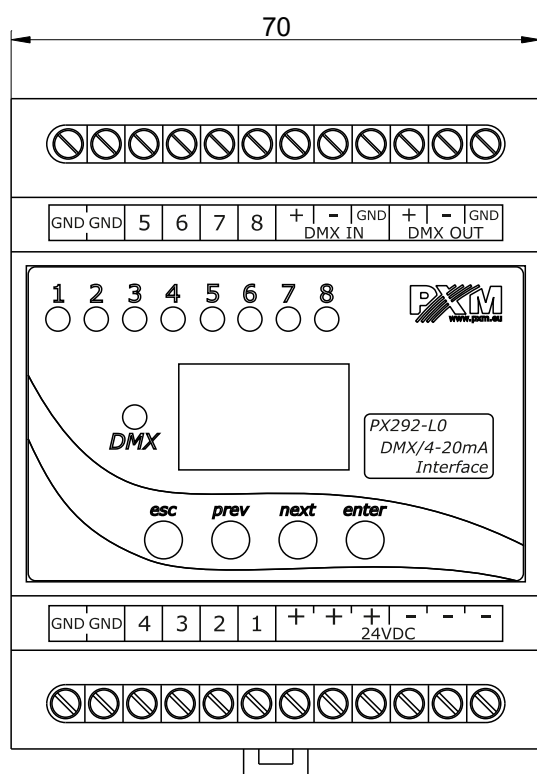
### Device description

PX292 is used for processing DMX-512 signal to analog 4 – 20mA. In addition to DMX signal decoding, PX292 allows to program unit reaction to loss of DMX signal. Individually programmable parameters allow for independent definition of a DMX address from the range 1 – 512 for each channel.

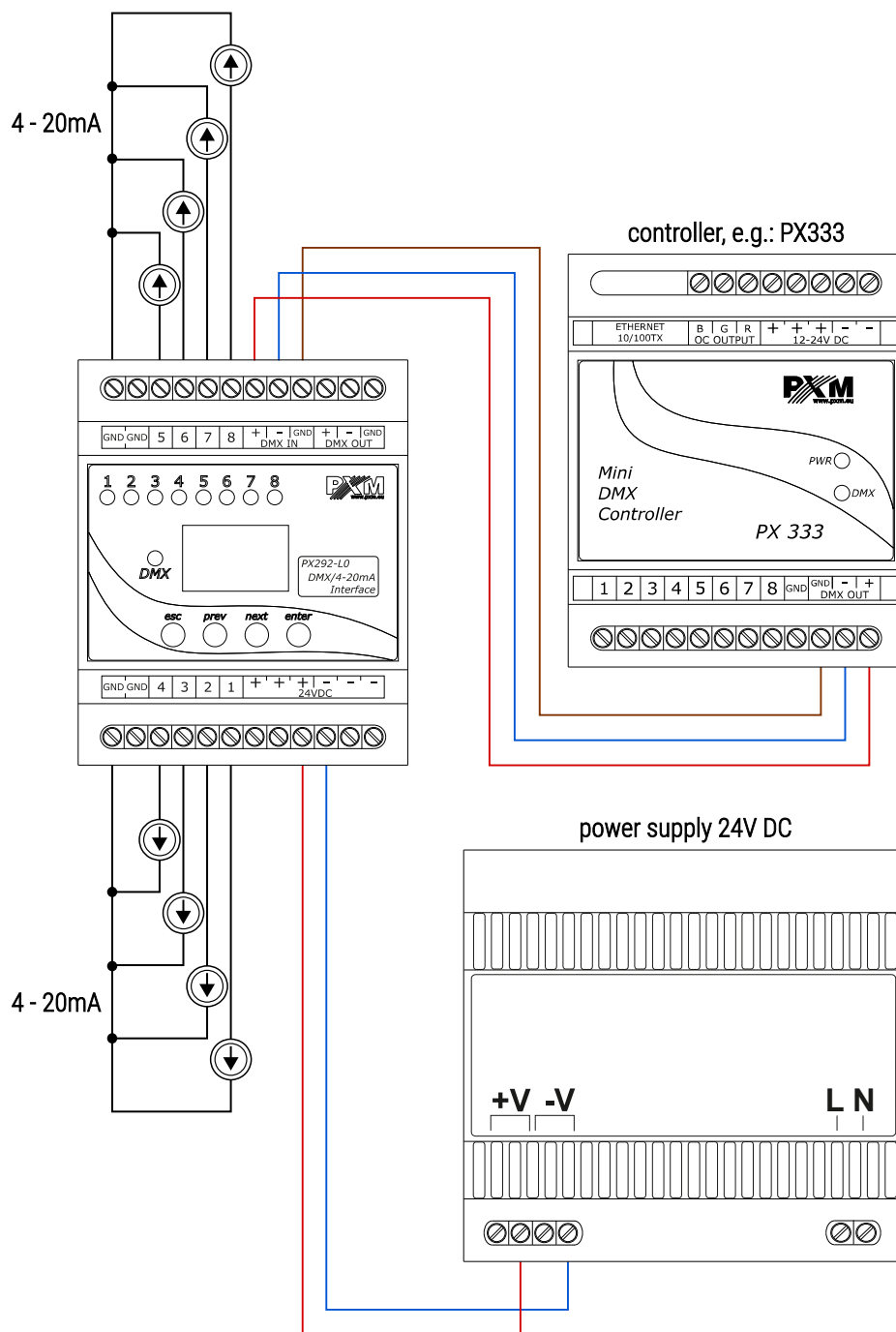
The device is manufactured in a housing designed for installation in electrical switchgear DIN rail 35mm and powered by 24V DC safety voltage.

From software version 2.06, support for the RDM protocol has been implemented.

### Technical drawing



## Connection diagram



## Technical data

---

type	PX292 PX292-L0
power supply	24V DC
DMX channels	512
RDM protocol support	yes (from version 2.06)
number of outputs channels	8
output sockets	screw terminals
output load	4 – 20mA / channel
power consumption without load	max. 0.5W
weight	0.15kg
dimensions	width: 70mm height: 86mm depth: 60mm